



深圳市蓝宝安科电子有限公司

Shenzhen LanbaoAnke Electronics Co.,Ltd.

## 承 认 书

### APPROVAL SHEET

编号 NO.	LB5070
版次 Ver.	A/2

客户 Customer	
----------------	--


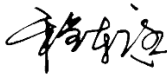

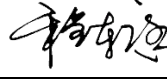
品名 Product	熔断器 FUSE
系列 Series	LB5070 Series

料号Part No.	规格描述Specification	备注Remark
蓝宝 LB FUSE	LB5070系列熔断器 225-500A 750V AC/DC	
客 户 Customer		

供应商-蓝宝 Supplier-LB FUSE	零件承认章 Approval Signet	客户 Customer	零件承认章 Approval Signet
制作 Make			
审查 Check			
批准 Approval			

联络Contact			
业务Sales	电话Telephone	手机Cellphone	邮箱E-mail
			lanbaofuse@163.com
零件承认后敬请回签一份给我司留存。			

## History of Change变更记录

NO.	日期 Date	描述 Description	版次 Edition	修改 modified by	审核 Checked by
1	2018.6.6	新制订	A/1		
2	2023.4.3	更改为新封面	A/2		
3					
4					
5					
6					
7					
8					
9					
10					
11					

## 1. 适用范围 Scope of application

本产品适用于各种电子/电力电器内的电路中起过电流保护作用。

This product is suitable for various kinds of electronic/electric machines to work for over current protection.

## 2. 相关标准及认证 Relevant Standards and Certification

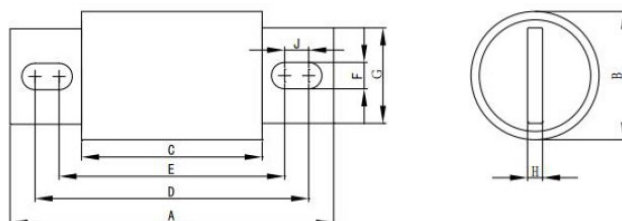
2.1 执行标准 Standard: UL248-1 UL248-13

2.2 认证 Certification: **E498859**

额定电压 Voltage rating	UL	CUL
	认证范围/Scope of Certification	认证范围/Scope of Certification
700VAC	35-500A	35-500A
700VDC	35-500A	35-500A

## 3. 结构及尺寸 Structure and Size (unit: mm)

Current	A+/-1.5	B+/-1.0	C+/-1.5	D+/-1.0	E+/-1.0	F+/-0.5	G+/-1.0	H+/-1.0	J+/-1.5
225-500A	129	51	72	110	91	10.5	38	6	20



## 4. 原材料明细 Material Details


编号 No.	零件名称 Part Name	材质 Material
1	接线端子 Terminals	铜镀锡 Tin plated copper
2	玻纤管 Glass Fiber Tube	玻纤 Glass Fiber
3	熔体 Fuse element	银 Silver
4	填充物 Filling	硅砂 SiO <sub>2</sub>

## 5. 标示 Marking

保险丝应有下列标示: The fuse shall have the following marking :

标志+型号+额定电流+额定电压+认证符号

logo +Model+ Ampere rating + Voltage rating + Approved Symbol

**LB** LB5070 \*\*A 700VAC /700VDC 

## 6. 外观 Appearance

### 6.1 外观不应有显著的污点、裂纹。

There shall not be any remarkable stain, rust or crack on the appearances.

### 6.2 标示应该很容易辨识。

Marking shall be easily legible.

## 7. 电气特性 Electrical characteristics

### 7.1 实验条件 Test conditions

所有测试环境温度为  $25\pm 5^{\circ}\text{C}$ 。

All electrical characteristics tests are conducted at an ambient temperature of  $25\pm 5^{\circ}\text{C}$ .

### 7.2 分断能力 Interrupting Rating

50KA 在 700 伏直流电压条件下；150KA 在 700 伏交流电压条件下。

50K amperes at 750VDC；150K amperes at 700VAC.

### 7.3 温度上升试验 Temperature Rising Test

当保险丝通以 100% 倍额定电流的条件下进行测试时，在达到热量平衡后，测量保险丝的温度，保险丝触头的温度上升不得超过  $130^{\circ}\text{C}$ 。

Measure the temperature of the surface of the fuse under the 100% rated current, when the thermal equilibrium reached, The temperature rising on the contact is not higher than  $130^{\circ}\text{C}$ .

Note: Temp. rise = Fuse temp. - Ambient temp.

### 7.4 时间-电流特性 Time-Current Characteristics

额定电流的%    % of ampere rating	熔断时间    Opening time
100%	4 hours Min.
200%	300 sec Max.

### 7.5 时间电流曲线图见附页 Time- current curve see attachment

## 8. 环境特性 Environmental characteristics

### 8.1 使用温度范围 Operating Temperature

$-55^{\circ}\text{C} \sim 125^{\circ}\text{C}$ 。

### 8.2 保存条件 Storage Conditions

相对湿度 $\leq 75\%$ ，可存放 3 年。

Relative humidity $\leq 75\%$ , store 3 years .

## 9. 包装 Packing

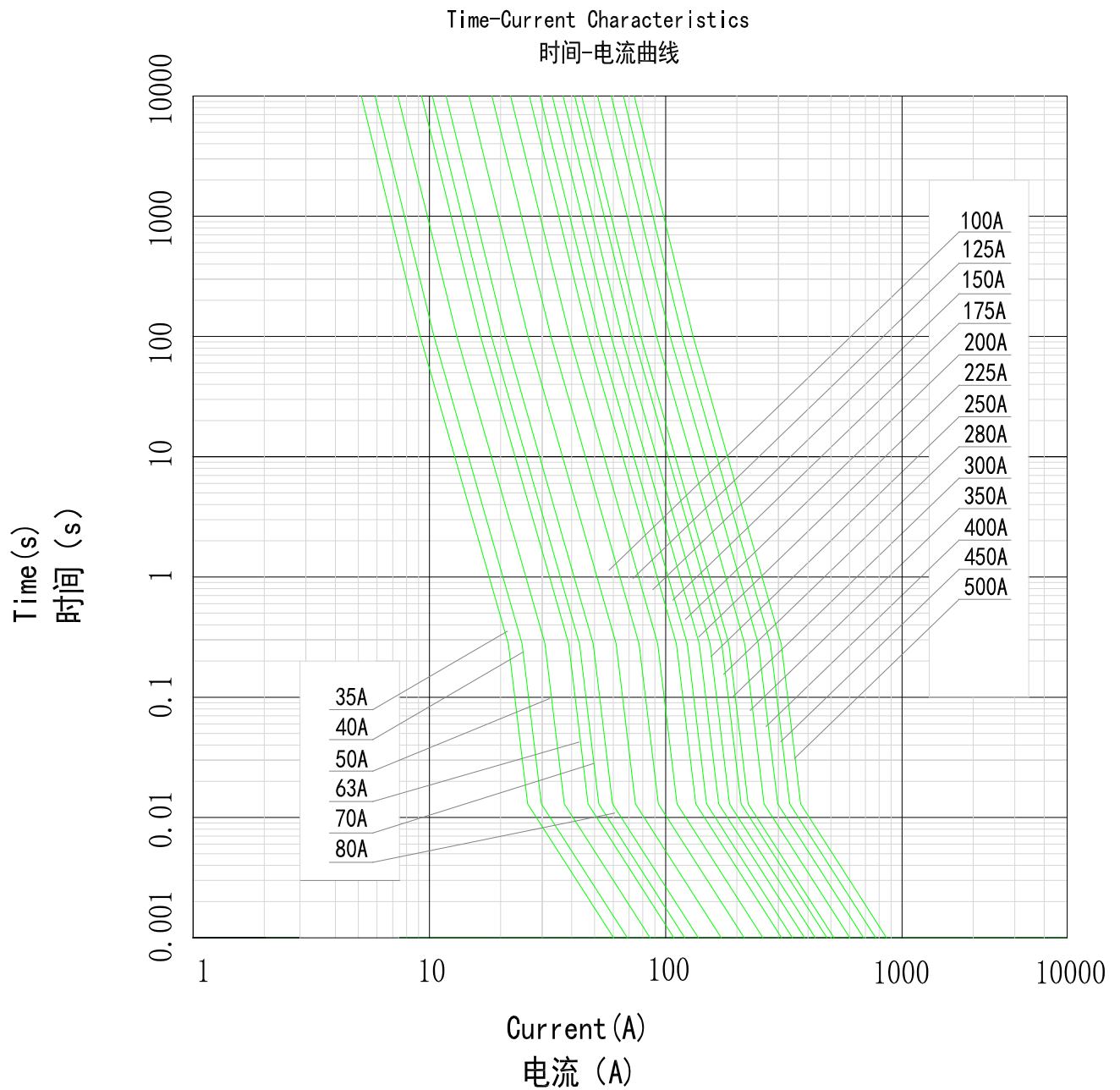
### 9.1 6PCS/内盒、4 内盒/外箱(实际装箱依客户订单)。

6pcs fuses per inner box, 4pcs inner boxes per external carton.

(The actual case in accordance with the customer order)

### 9.2 产品符合 RoHS 环保指令/ The product is compliant with RoHS Directive.

附页/Attached sheet



2023/7/20 16:44

JFHR2.E498859 - Special-purpose Fuses - Component | UL Product iQ

**UL Product iQ<sup>®</sup>**



*Note: We are enhancing our systems and you may notice duplicate entries/missing/outdated data. During this interim period, please contact our Customer Service at <https://www.ul.com/about/locations>.*

## Special-purpose Fuses - Component

### COMPANY

#### ZHONG SHAN LANBAO ELECTRICAL APPLIANCES CO LTD

West Xing Pu Rd  
Huang Pu  
Zhongshan, Guangdong Sheng 528429 China

E498859

Marking: Company name and model designation.

Note: For additional marking information, refer to the [Guide Information Page](#).

Model(s): 1245HI

**Fuse for protection of semiconductor device**, Model(s): Cat. No. LB1038 (#), Cat. No. LB1038 (\$), LB3731

**Fuse for protection of semiconductor device**, Model(s): LB1447 followed by -, followed by 5-50, followed by A,C,F or P, followed by blank, followed by 5A - 50A, followed by blank, followed by 500V, 600V, 700V or 750V, followed by AC or DC.

**Fuse for protection of semiconductor device**, Model(s): LB1845, followed by blank, followed by 5A - 100A, followed by blank, followed by 500V, 600V, 690V, 700V or 750V, followed by DC or AC

**Fuse for protection of semiconductor device**, Model(s): LB1846, followed by -, followed by 5-100, followed by A or B, followed by blank, followed by 5A - 100A, followed by blank, followed by 500V, 600V, 690V, 700V or 750V, followed by DC or AC.

**Fuse for protection of semiconductor device**, Model(s): LB3850, followed by blank, followed by 50A - 400A, followed by blank, followed by 500V, 600V, 690V, 700V or 750V, followed by DC or AC

**Fuse for protection of semiconductor device**, Model(s): LB4050, followed by -50-400, followed by A,B,C,D,E or F, followed by blank, followed by 50A - 400A, followed by blank, followed by 500V, 600V, 690V, 700V or 750V, followed by DC or AC.

**Fuse for protection of semiconductor device**, Model(s): LB5070, followed by blank, followed by 35A - 500A, followed by blank, followed by 400V, 500V, 600V or 700V, followed by DC or AC.

**Special-purpose Fuses**, Model(s): Rated 125/250/600/1000Vac, 72/100Vdc, 0.2-10 A, and 125/250Vac, 72/100Vdc, 0.2-80A, Model(s) 1032SF, 1032ST

# - followed by blank, followed by 0.2A - 35A, followed by blank, followed by 1000V, 750V or 500V, followed by blank, followed by DC/AC

\$ - followed by blank, followed by 35A - 50A, followed by blank, followed by 750V or 500V, followed by blank, followed by DC/AC

Last Updated on 2023-07-17

Feedback