



深圳市蓝宝安科电子有限公司

Shenzhen LanbaoAnke Electronics Co.,Ltd.

承认书

APPROVAL SHEET

编号 NO.	LB4050
版次 Ver.	A/2

客户 Customer	
-----------------------	--


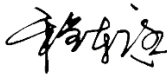

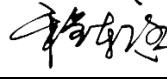
品名 Product	熔断器 FUSE
系列 Series	LB4050 Series

料号Part No.		规格描述Specification	备注Remark
蓝宝 LB FUSE		LB4050系列熔断器 100-400A 750V AC/DC	
客 户 Customer			

供应商-蓝宝 Supplier-LB FUSE		零件承认章 Approval Signet	客户 Customer	零件承认章 Approval Signet
制作 Make				
审查 Check				
批准 Approval				

联络Contact			
业务Sales	电话Telephone	手机Cellphone	邮箱E-mail
			lanbaofuse@163.com
零件承认后敬请回签一份给我司留存。			

History of Change变更记录

NO.	日期 Date	描述 Description	版次 Edition	修改 modified by	审核 Checked by
1	2018.6.6	新制订	A/1		
2	2023.4.3	更改为新封面	A/2		
3					
4					
5					
6					
7					
8					
9					
10					
11					

1. 适用范围 Scope of application

本产品适用于各种电子/电力电器内的电路中起过电流保护作用。

This product is suitable for various kinds of electronic/electric machines to work for over current protection.

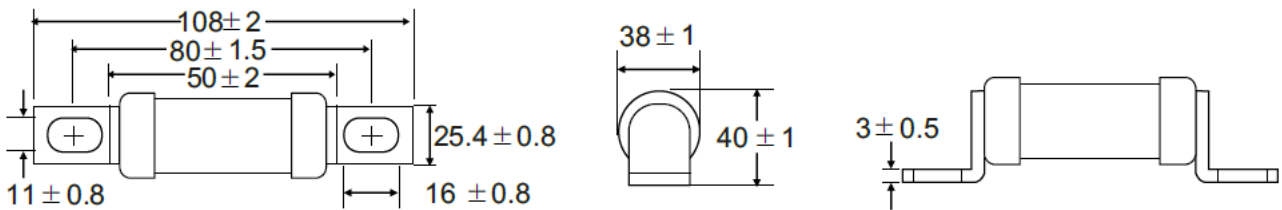
2. 相关标准及认证 Relevant Standards and Certification

2.1 执行标准 Standard: UL248-1 UL248-13

2.2 认证 Certification: **E498859**

额定电压 Voltage rating	UL	CUL
	认证范围/Scope of Certification	认证范围/Scope of Certification
750VAC	100-400A	100-400A
750VDC	100-400A	100-400A

3. 结构及尺寸 Structure and Size (unit: mm)



4. 原材料明细 Material Details


编号 No.	零件名称 Part Name	材质 Material
1	内帽 Inner Cap	铜镀锡 Tin plated copper
2	端子 Terminals	铜镀锡 Tin plated copper
3	陶瓷管 Ceramic Tube	陶瓷 Ceramic
4	熔体 Fuse element	银 Silver
5	填充物 Filling	硅砂 SiO ₂

5. 标示 Marking

保险丝应有下列标示: The fuse shall have the following marking :

标志+型号+额定电流+额定电压+认证符号

logo +Model+ Ampere rating + Voltage rating + Approved Symbol

LB LB4050 **A 750VAC /750VDC 

6. 外观 Appearance

6.1 外观不应有显著的污点、裂纹。

There shall not be any remarkable stain, rust or crack on the appearances.

6.2 标示应该很容易辨识。

Marking shall be easily legible.

7. 电气特性 Electrical characteristics

7.1 实验条件 Test conditions

所有测试环境温度为 $25\pm 5^{\circ}\text{C}$ 。

All electrical characteristics tests are conducted at an ambient temperature of $25\pm 5^{\circ}\text{C}$.

7.2 分断能力 Interrupting Rating

20KA 在 750 伏直流电压条件下；100KA 在 750 伏交流电压条件下。

20K amperes at 750VDC；100K amperes at 750VAC.

7.3 温度上升试验 Temperature Rising Test

当保险丝通以 100% 倍额定电流的条件下进行测试时，在达到热量平衡后，测量保险丝的温度，保险丝触头的温度上升不得超过 130°C 。

Measure the temperature of the surface of the fuse under the 100% rated current, when the thermal equilibrium reached, The temperature rising on the contact is not higher than 130°C .

Note: Temp. rise = Fuse temp. - Ambient temp.

7.4 时间-电流特性 Time-Current Characteristics

额定电流的% % of ampere rating	熔断时间 Opening time
100%	4 hours Min.
200%	300 sec Max.

7.5 时间电流曲线图见附页 Time- current curve see attachment

8. 环境特性 Environmental characteristics

8.1 使用温度范围 Operating Temperature

$-55^{\circ}\text{C}\sim 125^{\circ}\text{C}$ 。

8.2 保存条件 Storage Conditions

相对湿度 $\leq 75\%$ ，可存放 3 年。

Relative humidity $\leq 75\%$, store 3 years .

9. 包装 Packing

9.1 10PCS/内盒、4 内盒/外箱(实际装箱依客户订单)。

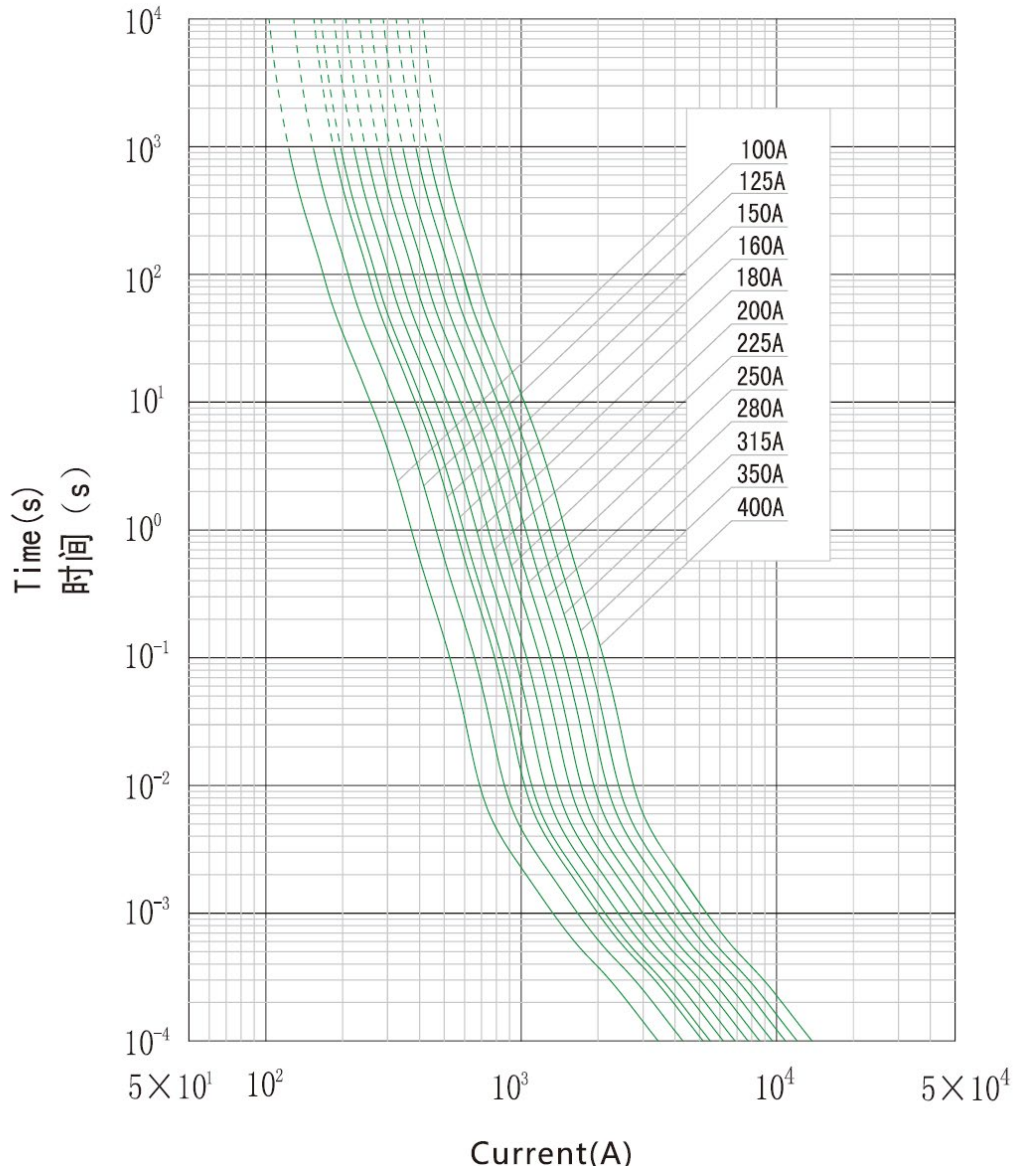
10pcs fuses per inner box, 4pcs inner boxes per external carton.

(The actual case in accordance with the customer order)

9.2 产品符合 RoHS 环保指令/ The product is compliant with RoHS Directive.

附页/Attached sheet

Time-Current Characteristics 电流-时间曲线图



2023/7/20 16:44

JFHR2.E498859 - Special-purpose Fuses - Component | UL Product iQ

UL Product iQ®



Note: We are enhancing our systems and you may notice duplicate entries/missing/outdated data. During this interim period, please contact our Customer Service at <https://www.ul.com/about/locations>.

Special-purpose Fuses - Component

COMPANY

ZHONG SHAN LANBAO ELECTRICAL APPLIANCES CO LTD

West Xing Pu Rd
Huang Pu
Zhongshan, Guangdong Sheng 528429 China

E498859

Marking: Company name and model designation.

Note: For additional marking information, refer to the [Guide Information Page](#).

Model(s): 1245HI

Fuse for protection of semiconductor device, Model(s): Cat. No. LB1038 (#), Cat. No. LB1038 (\$), LB3731

Fuse for protection of semiconductor device, Model(s): LB1447 followed by -, followed by 5-50, followed by A,C,F or P, followed by blank, followed by 5A - 50A, followed by blank, followed by 500V, 600V, 700V or 750V, followed by AC or DC.

Fuse for protection of semiconductor device, Model(s): LB1845, followed by blank, followed by 5A - 100A, followed by blank, followed by 500V, 600V, 690V, 700V or 750V, followed by DC or AC

Fuse for protection of semiconductor device, Model(s): LB1846, followed by -, followed by 5-100, followed by A or B, followed by blank, followed by 5A - 100A, followed by blank, followed by 500V, 600V, 690V, 700V or 750V, followed by DC or AC.

Fuse for protection of semiconductor device, Model(s): LB3850, followed by blank, followed by 50A - 400A, followed by blank, followed by 500V, 600V, 690V, 700V or 750V, followed by DC or AC

Fuse for protection of semiconductor device, Model(s): LB4050, followed by -50-400, followed by A,B,C,D,E or F, followed by blank, followed by 50A - 400A, followed by blank, followed by 500V, 600V, 690V, 700V or 750V, followed by DC or AC.

Fuse for protection of semiconductor device, Model(s): LB5070, followed by blank, followed by 35A - 500A, followed by blank, followed by 400V, 500V, 600V or 700V, followed by DC or AC.

Special-purpose Fuses, Model(s): Rated 125/250/600/1000Vac, 72/100Vdc, 0.2-10 A, and 125/250Vac, 72/100Vdc, 0.2-80A, Model(s) 1032SF, 1032ST

- followed by blank, followed by 0.2A - 35A, followed by blank, followed by 1000V, 750V or 500V, followed by blank, followed by DC/AC

\$ - followed by blank, followed by 35A - 50A, followed by blank, followed by 750V or 500V, followed by blank, followed by DC/AC

Last Updated on 2023-07-17

Feedback